




Using IPUMS Data for Course Projects

Ryne VanKrevelen (Elon University)

USCOTS 2021



What is IPUMS?



- Census/survey data integrated across space/time.
- Nine different options (e.g. USA, Time Use, Global Health, etc.)
- Create a “shopping cart” to choose your variables.
 - Read documentation for each variable
 - Select certain samples (e.g. years, locations, groups)



Why Use IPUMS?

Documentation

Large Real-World Data

Multiple Dataset Versions

Student Agency

How to Get IPUMS Data

Create an
account

Select your
variables

Choose your
samples

Export

Download

Project Examples / Ideas

Looked at personal income and marital status (topic from another course)


Compared hours worked between those who did and did not receive food stamps

Compared transit time to work between several counties

Compared household income across educational attainments



Other Uses / Considerations



Chance to discuss limitations
(e.g. observational data,
question wording, etc.)



Pre-process or let
students wrestle
with data a bit


ipumsr
package in R



Create class examples



Contact / Resources



If you have any questions about my experiences using IPUMS data in classes, you can reach out to me at rvankrevelen@elon.edu



Tutorials:

<https://ipums.org/support/tutorials>



Thanks for attending!