

Women in STEM

Work With: Sam Greenberg, Kaitlyn Pierce,
Marie Randle, McKayla Wyble

“Any society that fails to harness the
energy and **creativity** of its women is at a
huge disadvantage in the modern world.”

—Tian Wei





Overview

- 01** WHAT ARE WE TALKING ABOUT?
Why do women tend to stray away from higher education in STEM and STEM field careers?
- 02** FEATURES OF THE PIPELINE
Building on a Pipeline examining what prevents women from pursuing math in higher ed and beyond
- 03** DATA ANALYSIS
Explore data across school and career spectrum including tools of data analysis
- 04** IMPACTFUL CONVERSATIONS
Where do we go from here? Discuss potential solutions at all levels.



In 1970, women made up 8% of STEM occupations.

Today, women make up 27% of STEM occupations.



The STEM Gender Gap


Take some time to generate your own Ideas of where some of these discrepancies come from.

Essential Question: Why do women stray from higher education in STEM and STEM careers?

Afterwards, we will look at some data to further push our thinking and create a “leaky pipeline” model.



Why do women stray from higher education in STEM and STEM careers?



Timeline Data

We can break the school/career timeline into 6 stages:

- Elementary School
- Middle School
- High School
- Undergrad
- Grad School
- Career

Look at the Excel file with some data across these stages.

What surprises you?



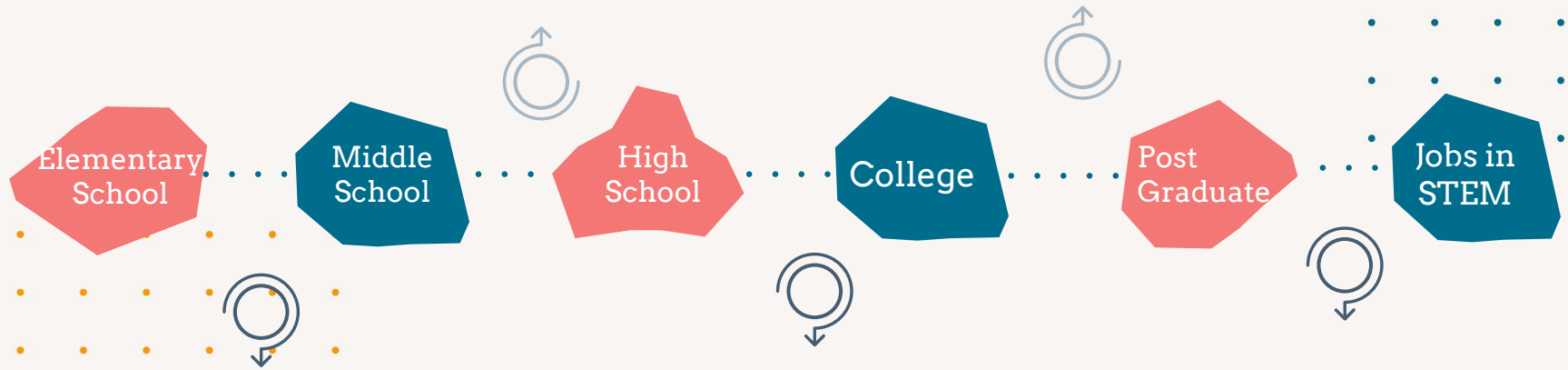
Why do you think some of the disparities exist at each stage?

Build a “leaky pipeline” to identify possible issues at each stage and what data you would want to investigate.


Example: Leaky Laundry Pipeline




Pipeline of Women to STEM field



What initiatives could be implemented to fix the leak of women in STEM at every stage?





“No country can ever truly flourish if it stifles the potential of its women and deprives itself of the contribution of half its citizens.”

—Michelle Obama

